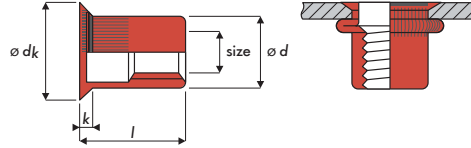


# Q-Standard



**Schaft Edelstahl A2**  
Senkkopf  
Offenes Ende

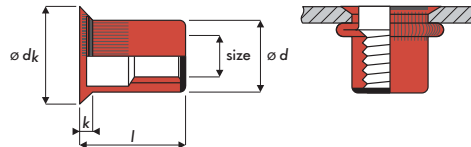


Größerer  
Klemmbereich  
auf Anfrage

size [Größe]	$\varnothing d$	$l$	min-max	$\varnothing$	$\varnothing d_k$	$k$ min	[Nm]	[N]	Code
M4	5.9	12.00	1.5 - 3.5	6.0 - 6.1	9.0	1.5	3.0	6800	02SS01C0401
M5	6.9	13.50	1.5 - 3.5	7.0 - 7.1	10.0	1.5	6.0	10000	02SS01C0501
M6	8.9	16.00	1.5 - 4.5	9.0 - 9.1	12.0	1.5	10.0	15000	02SS01C0601
M8	10.9	19.00	1.5 - 4.5	11.0 - 11.1	14.0	1.5	24.0	27000	02SS01C0801
M10	12.9	21.00	1.5 - 5.0	13.0 - 13.1	16.0	1.5	48.0	37000	02SS01C1001



**Schaft Edelstahl A2**  
Senkkopf  
Geschlossenes Ende

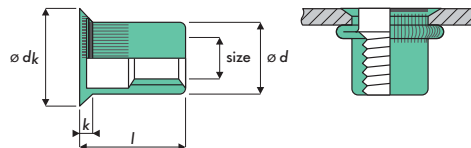


Größerer  
Klemmbereich  
auf Anfrage

size [Größe]	$\varnothing d$	$l$	min-max	$\varnothing$	$\varnothing d_k$	$k$ min	[Nm]	[N]	Code
M4	5.9	17.50	1.5 - 3.5	6.0 - 6.1	9.0	1.5	3.0	6800	02SS02C0401
M5	6.9	20.50	1.5 - 4.0	7.0 - 7.1	10.0	1.5	6.0	10000	02SS02C0501
M6	8.9	23.50	1.5 - 4.5	9.0 - 9.1	12.0	1.5	10.0	15000	02SS02C0601
M8	10.9	28.00	1.5 - 4.5	11.0 - 11.1	14.0	1.5	24.0	27000	02SS02C0801
M10	12.9	36.00	1.5 - 4.5	13.0 - 13.1	16.0	1.5	48.0	37000	02SS02C1001



**Schaft Aluminium**  
Senkkopf  
Offenes Ende



Größerer  
Klemmbereich  
auf Anfrage

size [Größe]	$\varnothing d$	$l$	min-max	$\varnothing$	$\varnothing d_k$	$k$ min	[Nm]	[N]	Code
M4	5.9	11.50	1.5 - 3.5	6.0 - 6.1	8.5	1.5	0.7	4000	02AL01C0401
M5	6.9	13.50	1.5 - 4.0	7.0 - 7.1	9.5	1.5	2.5	6500	02AL01C0501
M6	8.9	16.00	1.5 - 4.5	9.0 - 9.1	11.5	1.5	5.0	7000	02AL01C0601
M8	10.9	19.00	1.5 - 4.5	11.0 - 11.1	13.5	1.5	8.0	12000	02AL01C0801
M10	12.9	21.00	1.5 - 4.5	13.0 - 13.1	15.5	1.5	20.0	17000	02AL01C1001