

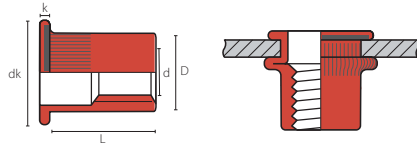
Q-NUT STANDARD





Body: **Stainless Steel A2**
Flat head
Open end

Hülse: **Edelstahl A2**
Flachkopf
Offen

Cuerpo: **Inox A2**
Cabeza ancha
Abierta

Larger
grip range
on
request



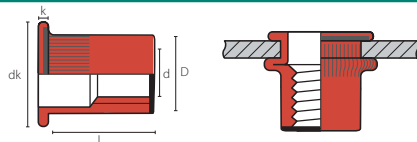
d	D	L			dk	k			code
	Ø		min - max	Ø	Ø	min	[Nm]	[N]	
	mm	mm	mm	mm	mm	mm			
M3	4.9	10.0	0.5 - 2.0	5.0	6.5	1.0	1.0	4900	02SS01F0301
M4	5.9	10.0	0.5 - 2.5	6.0	8.5	1.0	3.0	6800	02SS01F0401
M4	5.9	12.0	2.5 - 4.0	6.0	8.5	1.0	3.0	6800	02SS01F0402
M5	6.9	15.0	0.5 - 3.0	7.0	9.5	1.0	6.0	10000	02SS01F0501
M5	6.9	15.5	3.0 - 6.0	7.0	9.5	1.0	6.0	10000	02SS01F0502
M6	8.9	14.5	0.5 - 3.0	9.0	12.5	1.5	10.0	15000	02SS01F0601
M6	8.9	17.5	3.0 - 6.0	9.0	12.5	1.5	10.0	15000	02SS01F0602
M6	8.9	19.0	5.0 - 8.0	9.0	12.5	1.5	10.0	15000	02SS01F0603
M8	10.9	16.0	0.5 - 3.0	11.0	15.5	1.5	24.0	27000	02SS01F0801
M8	10.9	19.0	3.0 - 6.0	11.0	15.5	1.5	24.0	27000	02SS01F0802
M8	10.9	21.5	5.0 - 8.0	11.0	15.5	1.5	24.0	27000	02SS01F0803
M10	12.9	17.0	1.0 - 3.5	13.0	18.5	2.0	48.0	37000	02SS01F1001
M10	12.9	22.0	3.5 - 6.0	13.0	18.5	2.0	48.0	37000	02SS01F1002
M10	12.9	25.0	5.0 - 8.0	13.0	18.5	2.0	48.0	37000	02SS01F1003
M12	15.9	23.0	1.0 - 4.0	16.0	22.5	2.0	82.0	54000	02SS01F1201
M12	15.9	26.0	4.0 - 6.5	16.0	22.0	2.0	82.0	54000	02SS01F1202




Body: **Stainless Steel A2**
Flat head
Closed end

Hülse: **Edelstahl A2**
Flachkopf
Geschlossen

Cuerpo: **Inox A2**
Cabeza ancha
Cerrada

Larger
grip range
on
request



d	D	L			dk	k			code
	Ø		min - max	Ø	Ø	min	[Nm]	[N]	
	mm	mm	mm	mm	mm	mm			
M4	5.9	16.5	0.5 - 2.5	6.0	8.5	1.0	3.0	6800	02SS02F0401
M5	6.9	19.0	0.5 - 3.0	7.0	9.5	1.0	6.0	10000	02SS02F0501
M6	8.9	22.0	0.5 - 3.0	9.0	12.5	1.5	10.0	15000	02SS02F0601
M8	10.9	26.5	0.5 - 3.0	11.0	15.5	1.5	24.0	27000	02SS02F0801
M10	12.9	37.0	1.0 - 3.5	13.0	18.5	2.0	48.0	37000	02SS02F1001