

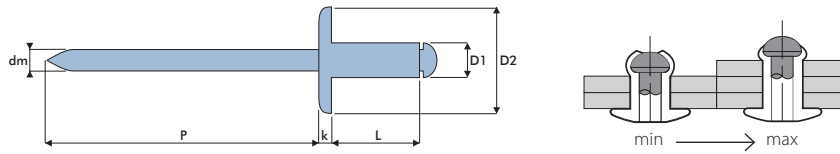
Q-STANDARD







Body: **Steel DD13**
 Stem: **Steel C45**
 Large head

Hülse: **Stahl DD13**
 Dorn: **Stahl C45**
 Großkopf

Cuerpo: **Acero DD13**
 Vástago: **Acero C45**
 Remache cabeza ancha



DIN EN ISO 15979

D1	L	 min - max	 Ø	D2	k max.	dm ref.	p min.	 [N]	 [N]	code
mm	mm	mm	mm	mm	mm	mm	mm	[N]	[N]	
3.2	8.0	3.0 - 5.0	3.3	9.5	1.2	1.92	26	1200	1100	10SS23208
	10.0	5.0 - 6.5	10SS23210							
	12.0	6.5 - 8.0	10SS23212							
	14.0	8.0 - 10.0	10SS23214							
4.0	8.0	3.0 - 5.0	4.1	12.0	1.5	2.35	27	2200	1700	10SS24008
	10.0	5.0 - 6.5								10SS24010
	12.0	6.5 - 9.0								10SS24012
	14.0	7.0 - 10.0								10SS24014
	16.0	9.0 - 12.0								10SS24016
4.8	10.0	4.0 - 6.0	4.9	14.0	1.6	2.90	28	3100	2900	10SS24810
	12.0	6.0 - 8.0								10SS24812
	14.0	7.0 - 9.0								10SS24814
	16.0	8.0 - 11.0								10SS24816
	18.0	10.0 - 13.0								10SS24818
	20.0	11.0 - 15.0								10SS24820
	22.0	13.0 - 17.0								10SS24822
	25.0	15.0 - 19.5								10SS24825