

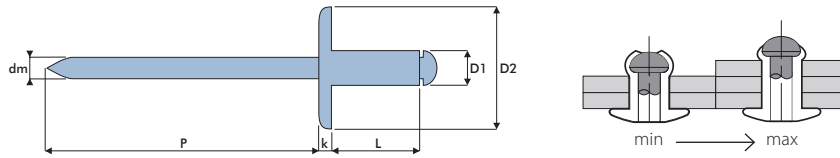
Q-STANDARD







Body: **Steel DD13**
 Stem: **Steel C45**
 Extra large head

Hülse: **Stahl DD13**
 Dorn: **Stahl C45**
 Extra Großkopf

Cuerpo: **Acero DD13**
 Vástago: **Acero C45**
 Remache cabeza extra ancha



DIN EN ISO 15979

D1	L	 min - max	 Ø	D2	k max.	dm ref.	p min.	 [N]	 [N]	code
	mm	mm	mm	mm	mm	mm	mm	[N]	[N]	
4.8	10.0	4.0 - 6.0	4.9	16.0	1.8	2.90	28	3100	2900	10SS34810
	12.0	6.0 - 8.0								10SS34812
	14.0	7.0 - 9.0								10SS34814
	16.0	8.0 - 11.0								10SS34816
	18.0	10.0 - 13.0								10SS34818
	20.0	11.0 - 15.0								10SS34820
	22.0	13.0 - 17.0								10SS34822