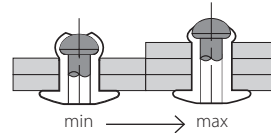
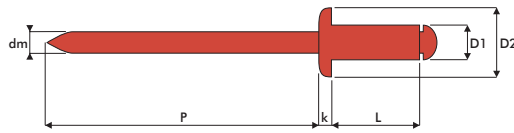








Body: **Stainless Steel A2 *Cu**
 Stem: **Stainless Steel A2 *Cu**
 Dome head

Hülse: **Edelstahl A2 *Cu**
 Dorn: **Edelstahl A2 *Cu**
 Flachrundkopf

Cuerpo: **Inox A2 *Cu**
 Vástago: **Inox A2 *Cu**
 Remache alomada



DIN EN ISO 15983

D1	L	 min - max	 Ø	D2	k	dm	p	 [N]	 [N]	code
mm	mm	mm	mm	mm	mm	mm	mm	[N]	[N]	
3.0	6.0	0.5 - 3.0	3.1	6.3	1.0	1.75	26	2200	1800	10XX13006
	8.0	3.0 - 5.0								10XX13008
	10.0	5.0 - 6.5								10XX13010
	12.0	6.5 - 8.5								10XX13012
	16.0	8.5 - 12.5								10XX13016
3.2	6.0	0.5 - 3.0	3.3	6.3	1.0	1.95	26	2500	1900	10XX13206
	8.0	3.0 - 5.0								10XX13208
	10.0	5.0 - 6.5								10XX13210
	12.0	6.5 - 8.5								10XX13212
	14.0	8.5 - 10.5								10XX13214
	15.0	9.5 - 11.5								10XX13215
	16.0	10.5 - 12.5								10XX13216
4.0	6.0	1.0 - 2.5	4.1	8.0	1.3	2.45	27	3500	2700	10XX14006
	8.0	2.5 - 4.5								10XX14008
	10.0	4.5 - 6.5								10XX14010
	12.0	6.5 - 8.5								10XX14012
	14.0	8.5 - 10.0								10XX14014
	16.0	10.0 - 12.0								10XX14016
	18.0	12.0 - 14.0								10XX14018
	20.0	14.0 - 16.0								10XX14020
4.8	8.0	2.0 - 4.0	4.9	9.5	1.4	2.85	28	5000	4000	10XX14808
	10.0	4.0 - 6.0								10XX14810
	12.0	6.0 - 8.0								10XX14812
	14.0	8.0 - 9.5								10XX14814
	16.0	9.5 - 11.0								10XX14816
	18.0	11.0 - 13.0								10XX14818

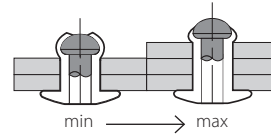
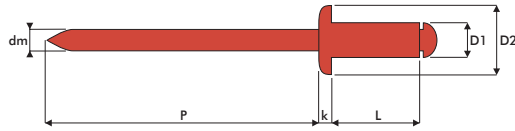
Q-STANDARD







Body: **Stainless Steel A2 *Cu**
 Stem: **Stainless Steel A2**
 Dome head

Hülse: **Edelstahl A2 *Cu**
 Dorn: **Edelstahl A2**
 Flachrundkopf

Cuerpo: **Inox A2 *Cu**
 Vástago: **Inox A2**
 Remache alomada



DIN EN ISO 15983

D1	L	 min - max	 Ø	D2	k max.	dm ref.	p min.	 [N]	 [N]	code
mm	mm	mm	mm	mm	mm	mm	mm	[N]	[N]	
4.8	20.0	13.0 - 16.0	4.9	9.5	1.4	2.85	28	5000	4000	10XX14820
	22.0	15.0 - 18.0								10XX14822
	25.0	16.0 - 20.0								10XX14825
	27.0	20.0 - 22.0								10XX14827
	30.0	20.0 - 25.0								10XX14830
	40.0	30.0 - 35.0								10XX14840
5.0	8.0	2.0 - 4.0	5.1	9.5	1.4	2.85	28	5800	4700	10XX15008
	10.0	4.0 - 6.0								10XX15010
	12.0	6.0 - 8.0								10XX15012
	14.0	8.0 - 9.5								10XX15014
	16.0	9.5 - 11.0								10XX15016
	18.0	11.0 - 13.0								10XX15018
	20.0	13.0 - 16.0								10XX15020
6.0	10.0	2.5 - 4.5	6.1	12.0	2.0	3.65	30	8830	6500	10XX16010
	12.0	4.5 - 6.0								10XX16012
	14.0	6.0 - 8.5								10XX16014
	15.0	7.5 - 9.5								10XX16015
	16.0	8.5 - 10.5								10XX16016
	18.0	10.5 - 12.0								10XX16018
	20.0	12.0 - 14.0								10XX16020
	22.0	14.0 - 16.0								10XX16022
25.0	16.0 - 18.5								10XX16025	
6.4	10.0	1.5 - 3.5	6.5	13.0	2.2	3.85	32	9300	7500	10XX16410
	12.0	3.5 - 5.5								10XX16412
	15.0	5.5 - 8.5								10XX16415
	18.0	8.5 - 11.5								10XX16418
	20.0	11.5 - 13.5								10XX16420
	22.0	13.5 - 15.5								10XX16422
25.0	15.5 - 18.0								10XX16425	