

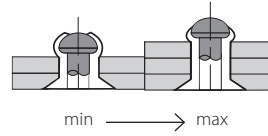
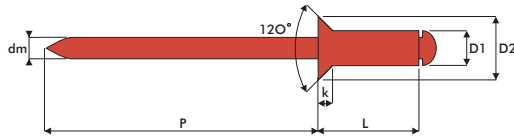
Q-STANDARD




Body: **Stainless Steel A2 *Cu**
 Stem: **Stainless Steel A2**
 Countersunk head

Hülse: **Edelstahl A2 *Cu**
 Dorn: **Edelstahl A2**
 Senkkopf

Cuerpo: **Inox A2 *Cu**
 Vástago: **Inox A2**
 Remache avellanada



DIN EN ISO 15984

D1	L	 min - max	 Ø	D2	k max.	dm ref.	p min.	 [N]	 [N]	code
	mm	mm	mm	mm	mm	mm	mm	[N]	[N]	
3.0	6.0	1.5 - 3.0	3.1	6.0	1.1	1.75	26	2200	1800	10XX43006
	8.0	3.0 - 5.0								10XX43008
	10.0	5.0 - 6.5								10XX43010
	12.0	6.5 - 8.5								10XX43012
3.2	6.0	1.5 - 3.0	3.3	6.0	1.1	1.95	26	2500	1900	10XX43206
	8.0	3.0 - 5.0								10XX43208
	10.0	5.0 - 6.5								10XX43210
	12.0	6.5 - 8.5								10XX43212
4.0	6.0	1.5 - 2.5	4.1	7.5	1.4	2.45	27	3500	2700	10XX44006
	8.0	2.5 - 4.5								10XX44008
	10.0	4.5 - 6.5								10XX44010
	12.0	6.5 - 8.5								10XX44012
	13.0	7.5 - 9.5								10XX44013
	14.0	8.5 - 10.0								10XX44014
	16.0	10.0 - 12.0								10XX44016
	18.0	12.0 - 14.0								10XX44018
4.8	8.0	2.5 - 4.0	4.9	9.0	1.6	2.85	28	5000	4000	10XX44808
	10.0	4.0 - 6.0								10XX44810
	12.0	6.0 - 8.0								10XX44812
	14.0	7.5 - 9.5								10XX44814
	16.0	8.0 - 11.0								10XX44816
	18.0	11.0 - 13.0								10XX44818
	20.0	13.0 - 15.0								10XX44820
	21.0	14.0 - 16.0								10XX44821
25.0	15.0 - 20.0								10XX44825	