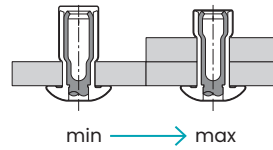
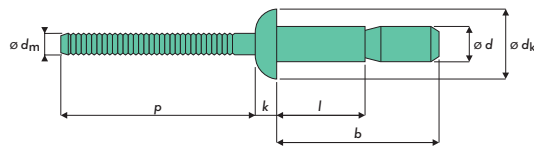




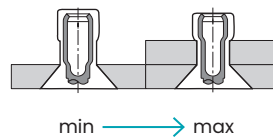
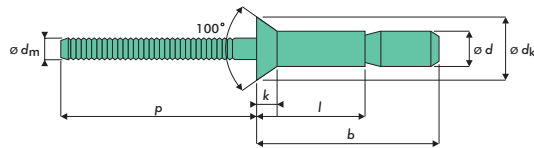
Body **Aluminium**
Stem **Aluminium**
Dome head



$\varnothing d$	l	b	min - max	Ø	$\varnothing d_k$	k	$\varnothing d_m$ max.	p min.	[N]	[N]	code
4.8	10.0	19.0	1.6 - 6.4	4.9 - 5.1	9,5	2.2	3.10	27	2225	3100	65AA14810
	14.0	25.0	2.0 - 11.1	4.9 - 5.1	9,5	2.2	3.10	27	2225	3100	65AA14814
6.4	14.0	26.0	2.1 - 9.5	6.6 - 6.9	13	3.2	4.10	27	3960	5780	65AA16414
	20.0	36.0	2.1 - 15.8	6.6 - 6.9	13	3.2	4.10	27	3960	5780	65AA16420



Body **Aluminium**
Stem **Aluminium**
Countersunk head



$\varnothing d$	l	b	min - max	Ø	$\varnothing d_k$	k	$\varnothing d_m$ max.	p min.	[N]	[N]	code
4.8	12.0	21.0	3.5 - 8.0	4.9 - 5.1	8.5	2.0	3.10	27	2200	3000	65AA44812
	16.0	27.0	4.2 - 12.5	4.9 - 5.1	8.5	2.0	3.10	27	2200	3000	65AA44816
6.4	16.5	29.0	5.0 - 11.1	6.7 - 6.9	10.3	2.0	4.10	27	4000	5800	65AA46416
	22.5	37.0	5.5 - 17.5	6.7 - 6.9	10.3	2.0	4.10	27	4000	5800	65AA46422